

Research that Knocks your Socks Off

11 November 2009

UNICEF Children Well-being across the OECD

The chart below presents the findings of this *Report Card* in summary form. Countries are listed in order of their average rank for the six dimensions of child well-being that have been assessed.¹ A light blue background indicates a place in the top third of the table; mid-blue denotes the middle third and dark blue the bottom third.

		Dimension 1	Dimension 2	Dimension 3	Dimension 4	Dimension 5	Dimension 6
Dimensions of child well-being	Average ranking position (for all 6 dimensions)	Material well-being	Health and safety	Educational well-being	Family and peer relationships	Behaviours and risks	Subjective well-being
Netherlands	4.2	10	2	6	3	3	1
Sweden	5.0	1	1	5	15	1	7
Denmark	7.2	4	4	8	9	6	12
Finland	7.5	3	3	4	17	7	11
Spain	8.0	12	6	15	8	5	2
Switzerland	8.3	5	9	14	4	12	6
Norway	8.7	2	8	11	10	13	8
Italy	10.0	14	5	20	1	10	10
Ireland	10.2	19	19	7	7	4	5
Belgium	10.7	7	16	1	5	19	16
Germany	11.2	13	11	10	13	11	9
Canada	11.8	6	13	2	18	17	15
Greece	11.8	15	18	16	11	8	3
Poland	12.3	21	15	3	14	2	19
Czech Republic	12.5	11	10	9	19	9	17
France	13.0	9	7	18	12	14	18
Portugal	13.7	16	14	21	2	15	14
Austria	13.8	8	20	19	16	16	4
Hungary	14.5	20	17	13	6	18	13
United States	18.0	17	21	12	20	20	–
United Kingdom	18.2	18	12	17	21	21	20

OECD countries with insufficient data to be included in the overview: Australia, Iceland, Japan, Luxembourg, Mexico, New Zealand, the Slovak Republic, South Korea, Turkey.

Impact of Neglect

3 Year Old Children



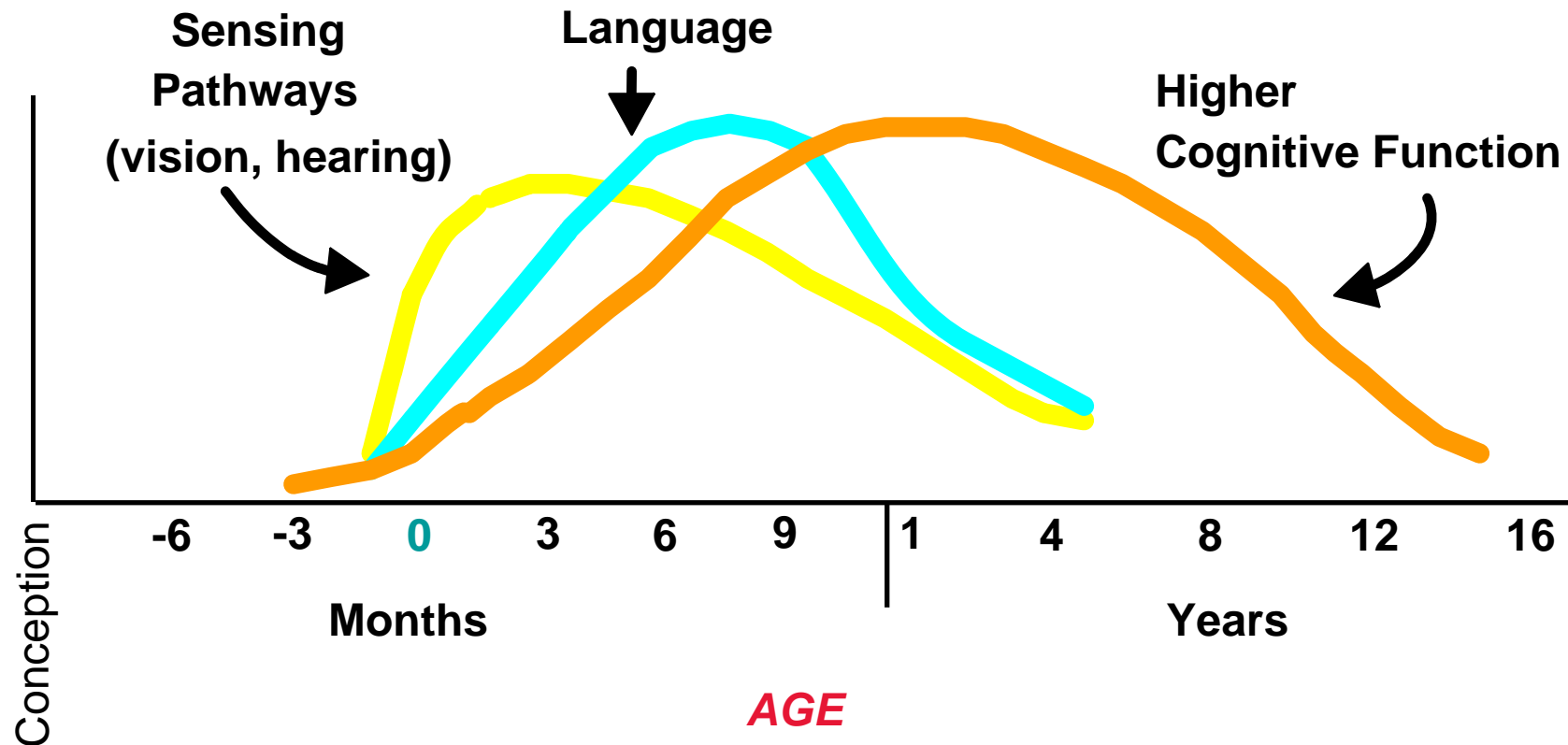
NORMAL



EXTREME NEGLECT

Human Brain Development – Synapse Formation

Early childhood is an optimal moment to support sensory, cognitive, social & language development



C. Nelson, in *From Neurons to Neighborhoods*, 2000

Robust Long Term Studies

attainment

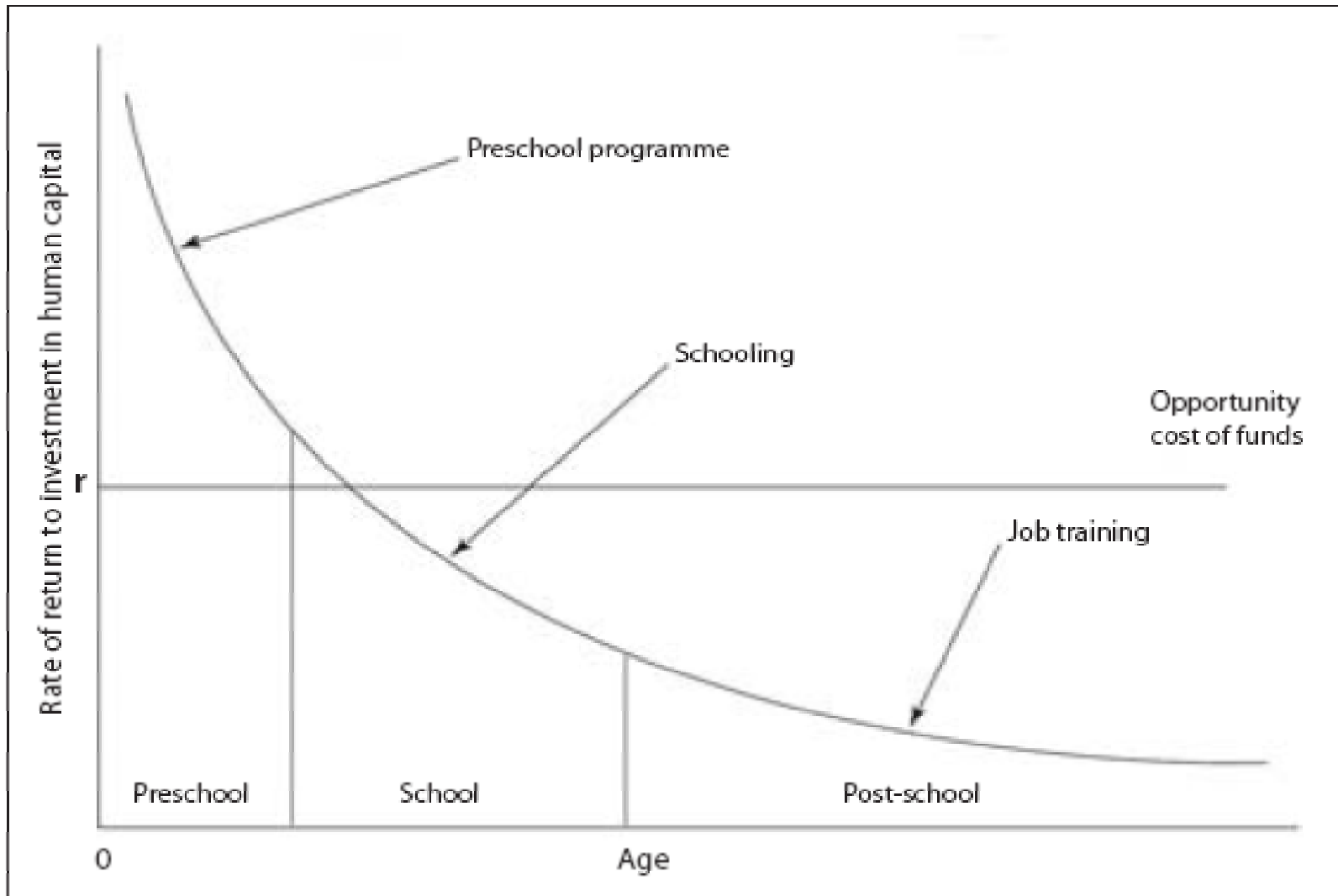
VIOLENT CRIME

health

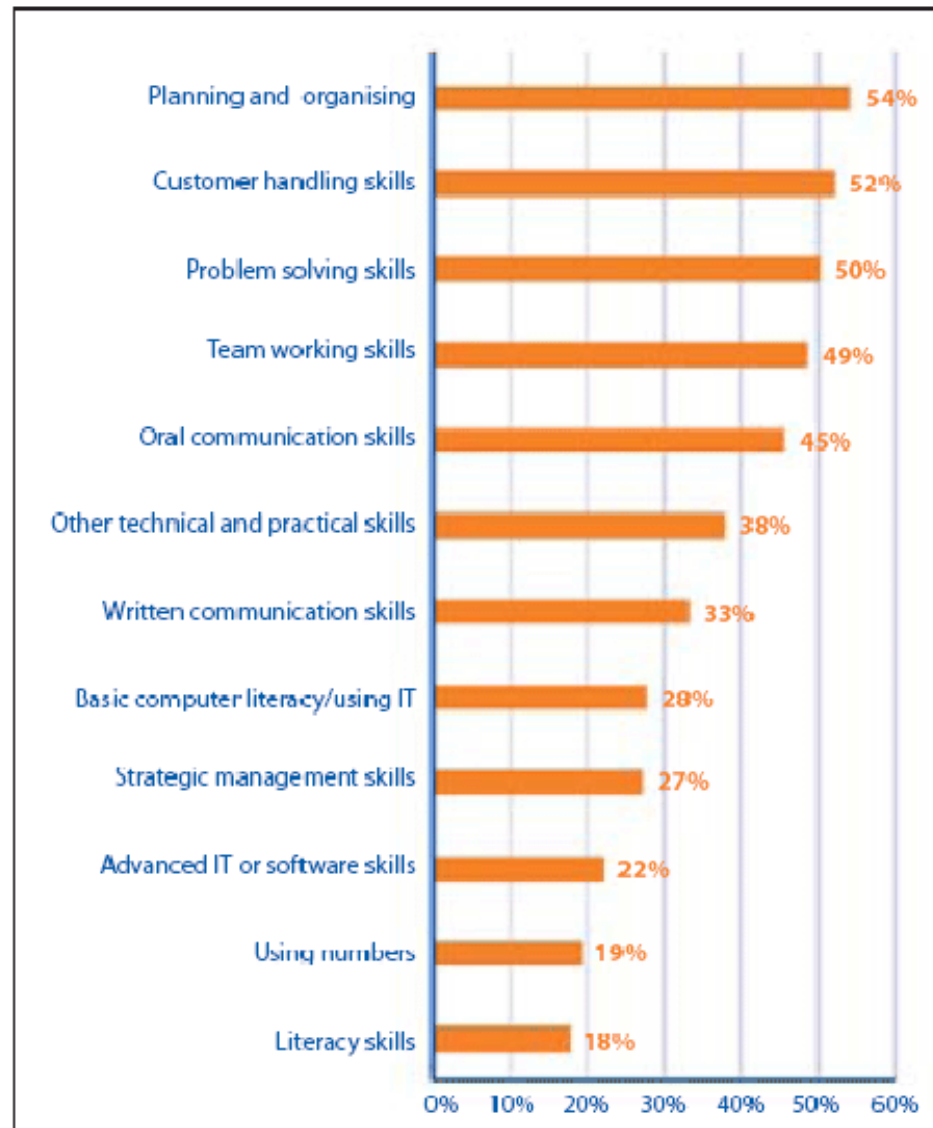
employment

welfare

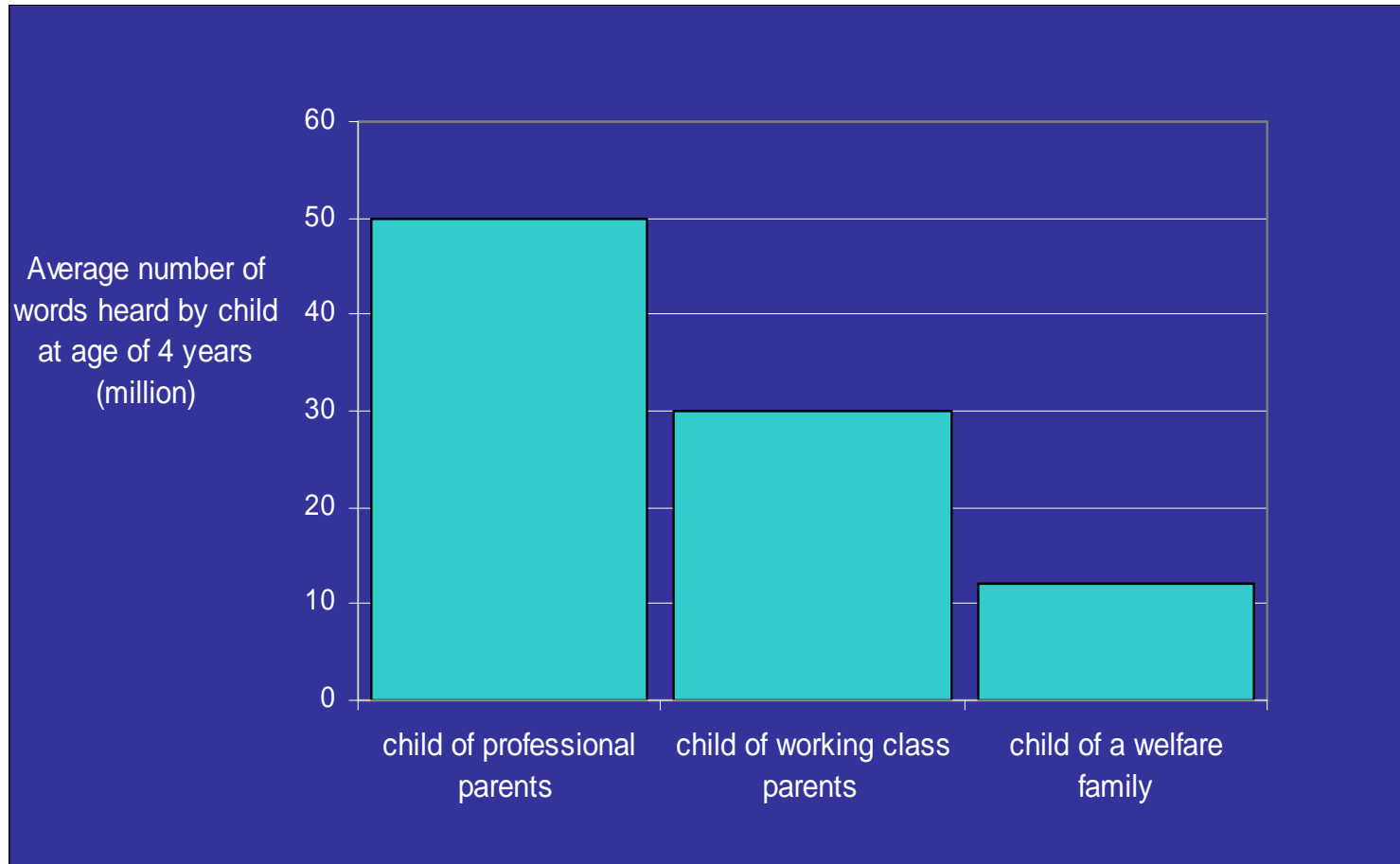
Rate of Return



What Employers Want

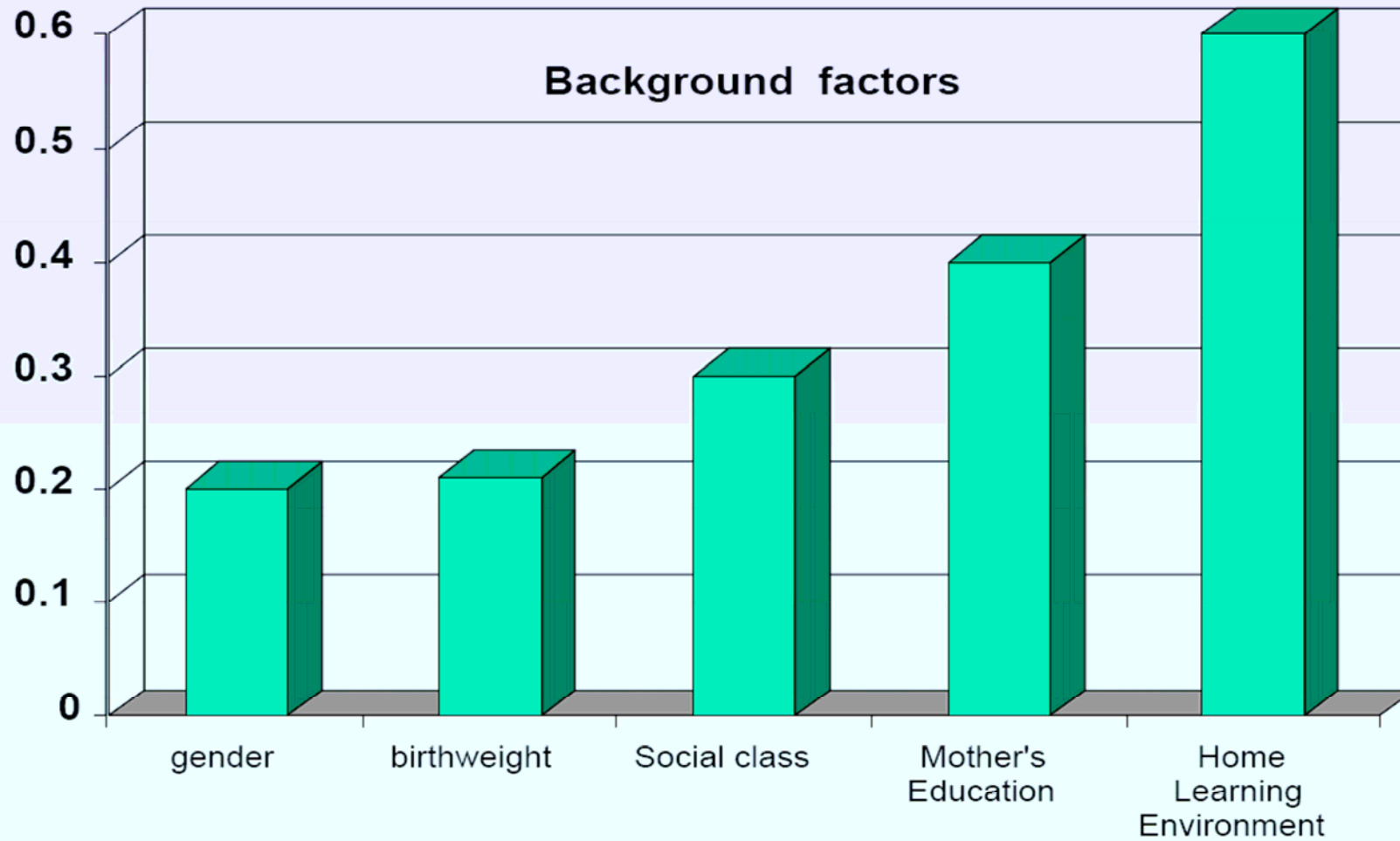


Stimulus e.g. Parent's speech and Child Vocabulary



Source : Hart and Ridley

Effect sizes on literacy, age 5



Home Learning Environment

Parents were asked about learning and play activities in the home. An index of the home learning environment (HLE) was constructed. There were seven types of home learning activities. These were:

- Reading
- Painting and drawing
- Playing/ teaching with numbers /shapes
- Library visits
- Playing/ teaching the alphabet or letters
- Playing with letters or numbers
- Playing/teaching of songs/ nursery rhymes

Each activity rated 0–7 where 0 is not occurring and 7 is very frequent. These ratings combined to form the Home Learning Environment index.

What matters

3 elements that can lead to educational success

Good Home Learning Environment (pp. pre-school)

Good Pre-schools for longer duration

Good Primary schools

Those children with all 3 will out-perform those with 2
who will out-perform those with 1
who will out-perform those with 0
All other things being equal

Mathematics Achievement

